



Belle Epoque

Re-discover
the colour



TOVER[®]
Your formula

Belle Epoque

The easy-to-use water-based colouring obtaining perfect results

You can apply it like a lacquer, and spread it like an oil.

Belle Epoque colours surfaces of any dimension, uniformly and flawlessly.

An easy-to-use stain ensuring a constant and reproducible result. You can also make corrections even once dry.

Formulated with dyes able to chemically react with the cellulose of the wood, Belle Epoque reaches a **homogeneous effect** on the whole surface, granting an aged look to the wood.

It does not create a film on the surface as a lacquer nor makes the vein darker like an oil: on the contrary it enhances the natural wood design and asperities in a perfect integration between colours and matters.

Perfectly suitable also for industrial applications, Belle Epoque guarantees **stable constant and oxidized effects** and **can be quickly overcoated** with UV lacquers and oils.



Fifteen colours, endless shades


	Pure	Diluted 1:1	Diluted 3:1
Antique grey			
Moss grey			
Green grey			
Tea grey			
Clay			
Dove			
Sahara			
Chestnut			
Ocher			
Caramel			
Teak			
Double Smoked			
Ash			
Chocolate			
Burnt			

THE FEATURES



Easy to process and reproduce colours

Belle Epoque is available in fifteen miscible colours and you can modulate them with B.E. Modulator to get lighter shades. You can create the colour very easily: instead of accurately measuring percentages of colours that are also difficult to reproduce, as for traditional colouring systems, you can make a colour only with a simple metering.



You can achieve homogeneous colorations directly on site


Easy to apply, Belle Epoque colours surfaces of any dimension flawless.

Spraying the surface with the same product, you can repair the colour on site with a buffing machine, even once dry.



Stable and constant aged effects

Belle Epoque grants an aged oxidized effect to the floor from brown to grey shades and it guarantees the same result with any species of wood, of any origin and tannin content.



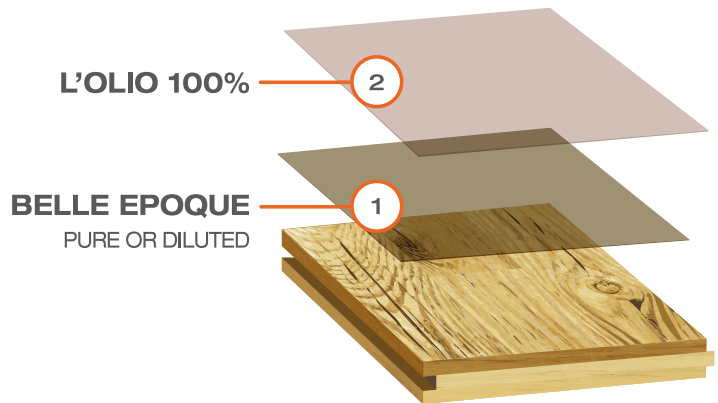
Scratch-proof

Unlike a traditional colouring system, Belle Epoque binds with the wood cellulose and deeply penetrates into the wood, the stain stays intact even in case of scratches and shocks.

FINISHING CYCLES

Belle Epoque + L'Olio 100%

Once applied and spread the Belle Epoque stain, let dry it fully then apply the high solid hardwax L'Olio 100% in its neutral or coloured versions with a spatula, spread it with a buffing machine to homogenize the surface and remove eventual oil excesses.



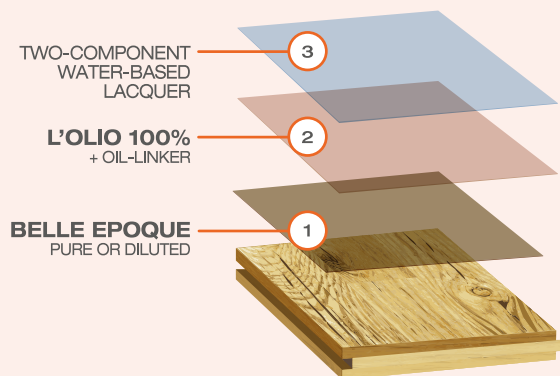
Lacquer finishing

For very intense traffic areas you can complete the finishing cycle applying a lacquer.

This very innovative option can dramatically increase the flooring wear resistance and choose the final gloss effect.

Belle Epoque

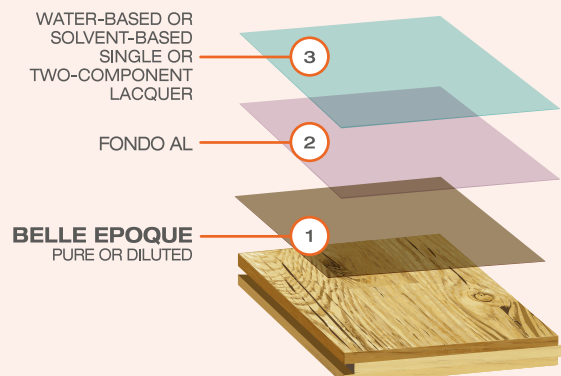
- + L'Olio 100% with Oil-Linker
- + Two-component water-based lacquer



You can finish the floor with a coat of water-based lacquer, adding to the L'Olio 100% its proper cross-linker Oil-Linker. You have to apply the lacquer after the complete oil curing.

Belle Epoque

- + Fondo AL
- + Water-based lacquer



With the application of a solvent-based primer over Belle Epoque you can complete the finishing cycle with two coats of lacquer after one or two hours.

APPLICATION

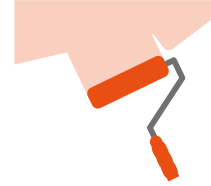
1



Belle Epoque preparation

Pour the water-based stain into a container and mix to get a homogeneous colour. Add B.E. Modulator to get a lighter colour.

2



Application

On the sanded and cleaned floor, apply the product with a roller to impregnate the wood deeply.

4



Waiting time
2-6 h

Finishing

Once the floor is perfectly dry apply L'Olio 100% in its natural or coloured form. Stir the product carefully, apply it with a spatula and spread it with a polishing machine with a red or beige pad to remove the excess of oil and get a uniform colour. You can also apply the oil directly with your polishing machine.

3



Spreading

After covering the first 10-15 sqm, spread the stain with your buffing machine equipped with a beige or red pad and repeat the operation for the next area you need to varnish.

You can modify the coloration even when it is fully dry by spraying the surface with B.E. Modulator or applying the same stain you have used before, spreading the colour with your buffing machine. The coloration will then be flawless and homogeneous.

5



Waiting time
≤ 20"



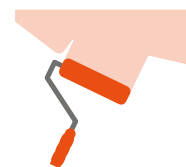
Final oil spreading

If you realized the finishing with L'Olio 100%, spread it again with a polishing machine and white pad.

6



Waiting time
>24 h



Surface protection

If a superior protection or another gloss are requested, you can overcoat the oiled surface with a two-pack water-based lacquer after the complete oil curing. In this case you have to use the additive Oil-Linker cross-linking agent to guarantee a good adhesion.

L'Olio 100%

Natural solvent free hardwax oil

L'Olio 100% is a finishing based on **oils, natural hard waxes of vegetable origin.**

Water and solvent free, it is 100% solid and has an **extremely high yield**; you can complete a floor finishing cycle in a sole coat.






















Used over Belle Epoque, in its neutral version it can enhance the colour and in its coloured versions it can create endless chromatic combinations.

Its maintenance is easy and does not need any extraordinary intervention, you need simply to wash the floor with Deteroil and periodically revive it with Lux Matt.

Added to the Oil-Linker additive, **L'Olio 100% is overcoatable**, thus mixing the chromatic soft effect of an oiled floor to the high strength of a lacquered one.



Colour chart

					 Neutral	 Light	 White	 Milk
 Artic	 Light grey	 Grey	 Warm Grey	 Smoke	 Pearl	 Rose	 Rose grey	
 Halifax	 Stone	 Fumé	 Tobacco	 Cappucino	 Whisky	 Cherry	 Mahogany	
 Teak	 Light walnut	 Dark walnut	 Antique walnut	 Wengé	 Blackebony	 Anthracite	 Honey	
 Lilla	 Green grass	 Moss	 Blue Capri	 Night blue				

Oil-Linker

Natural oil cross-linker

Oil-Linker is a linker that can be mixed with Tover natural oils to increase their strength properties against deteriorations and stains.

Oil-Linker enhances and reinforces the links among oil molecules, allowing to reach quicker its best performance.

Used as an additive to L'Olio 100%, it allows the perfect lacquer bonding to achieve a kind of finish combining oil smoothness to a lacquer high strength.



Ready to create?

Belle Epoque

		Burnt	Chocolate	Ash	Teak	Caramel	Ocher	Chestnut	Sahara	Clay	Tea Grey	Green Grey	Moss Grey	Antique Grey
Neutral														
Artic														
Milk														
Light grey														
Warm grey														

L'olio 100%



Made in Italy

tover.com